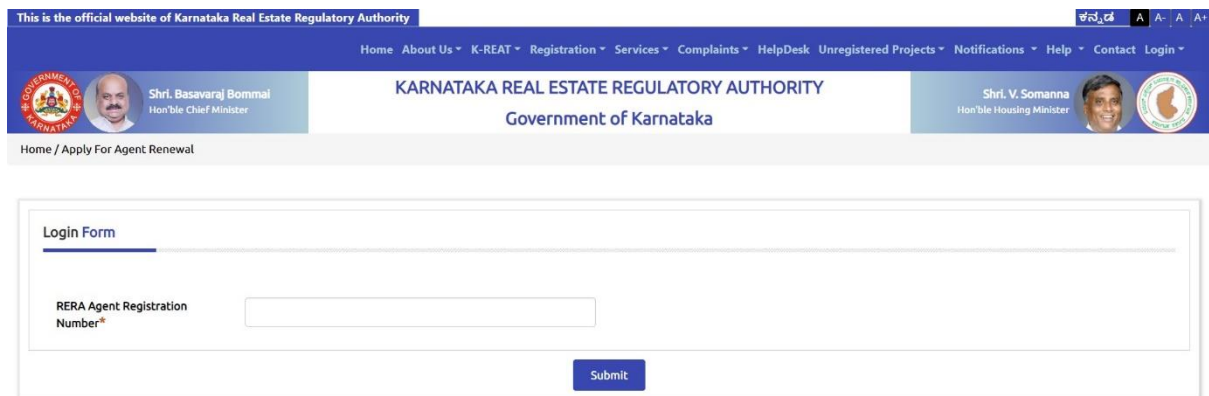


STEP – 1: log on to www.rera.karnataka.gov.in and click on Apply for Agent Renewal under Registration tab.



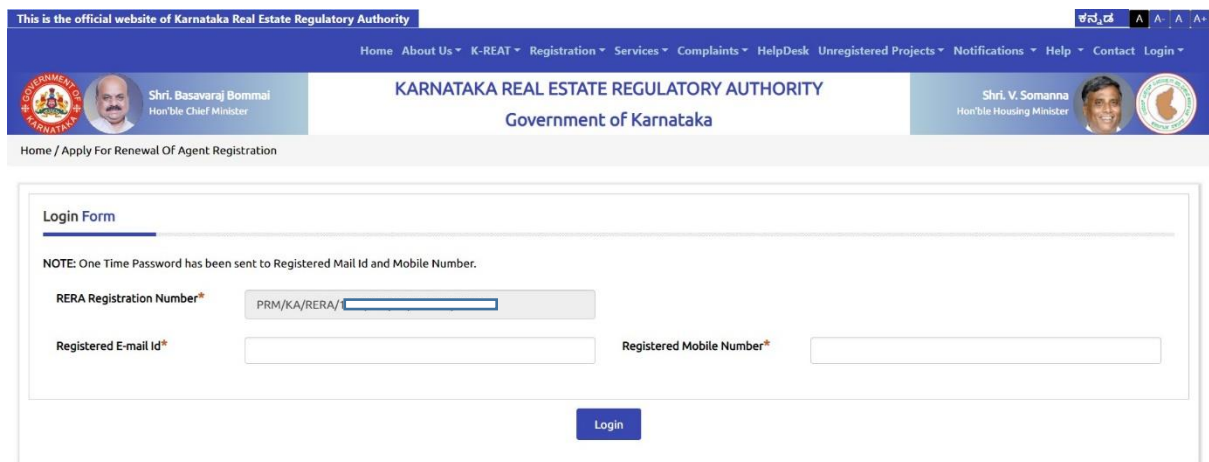
Screenshot 1.0

STEP -2: On clicking Apply for Agent Renewal Login form will be opened as shown in the below screenshot 2.0



Screenshot 2.0

STEP -3: Enter RERA registered Agent registration number and click on “submit” button.



Screenshot 2.1

STEP -4: Enter the registered email-Id and registered mobile number and click on “Login” button as shown in the [screenshot 2.1](#)

Home / Apply For Renewal Of Agent Registration

Login Form

NOTE: One Time Password has been sent to Registered Mail Id and Mobile Number.

RERA Registration Number* One Time Password*

Screenshot 2.1


STEP -5: Enter the OTP sent to the registered email-id and mobile number on logging in successfully it will redirect to the agent renewal form as shown in the below [screenshot 3.0](#). Where registered agent details will be displayed.

1 Agent Details 2 Payment 3 Confirmation

Agent Details

Agent Applied On :	01-08-2017	Number of Enquiries :	0
Agent Approved On :	22-09-2017	Company/Firm Name :	
Agent Type :	Other Than Individual	Company Registration Number :	NOT APPLICABLE
Type of Company :	Partnership Firm	PAN Card :	IMG_9210.JPG
Pan Number :		Certificate :	Partnership Deed.pdf
Major Activities :	Real Estate sales	Mobile Number :	
e-Mail Id :		Fax Number :	
LandLine Number :			
Company Address :			

Partner / Director Details

	Partner / Director Name :	Address :
	e-Mail Id :	Mobile Number :

Screenshot 3.0

1 Applicant Detail 2 Payment 3 Confirmation

PaymentDetails

It is mandatory To Use Only E-Payment option in RERA Portal Only.
[Click here for Online Payment User Manual](#)

Agent Name

Amount (INR)* [Click Here For Online Payment](#)

[Previous](#)

Screenshot 5.1

STEP -8: After completing step 7 payment details page will appear with amount of Rs. 5000 for individual registration and with amount Rs. 25000 for company registration. As shown in the above screenshots 5.0 and screenshot 5.1

1 Agent Details 2 Payment 3 Confirmation

Confirmation

Your application has been submitted successfully. Your application number is : PRM/KA/RERA/126 1

Screenshot 5.1

STEP -9: On successful payment above confirmation page will appear as shown in the screenshot 6.0.